

Working range



Recommendations for elastic bearing

Static load: up to [N/mm²]**12.0**Dynamic load: up to [N/mm²]**16.0**Load peaks: up to [N/mm²]**24.0**

Values depending on form factor and apply to
form factor $q = 3$

- Material closed cellular polyether-urethane
- Colour grey

Sheet specifications

- Standard Thickness 12.5 mm and 25 mm
- Custom Thickness Combine two or more sheets
- Dimensions 2.000 x 500 mm

Other dimensions on request (also stamping
and moulded parts).

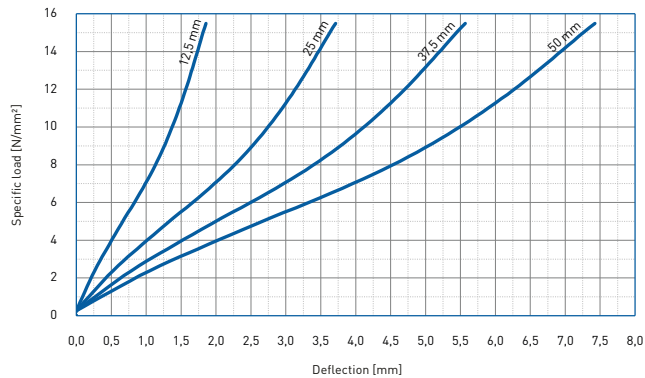
Properties	Value	Test method	Comment
Mechanical loss factor ⁽¹⁾	0.11	DIN 53513 ⁽²⁾	guide value
Static E-modulus ⁽¹⁾	140 N/mm ²	DIN 53513 ⁽²⁾	
Dynamic E-modulus ⁽¹⁾	370 N/mm ²	DIN 53513 ⁽²⁾	
Compression strength	9.0 N/mm ²		at 10% deformation
Operating temperature	-30 to +70 °C		
Temperature peak	+120 °C		
Inflammability	Class E / EN 13501-1	EN ISO 11925-1	normal flammable

⁽¹⁾ measured at maximum limit of static application range

⁽²⁾ test according to DIN 53513

All information and data is based on our current knowledge. The data are subject to typical manufacturing tolerances and are not guaranteed.
We reserve the right to amend the data.

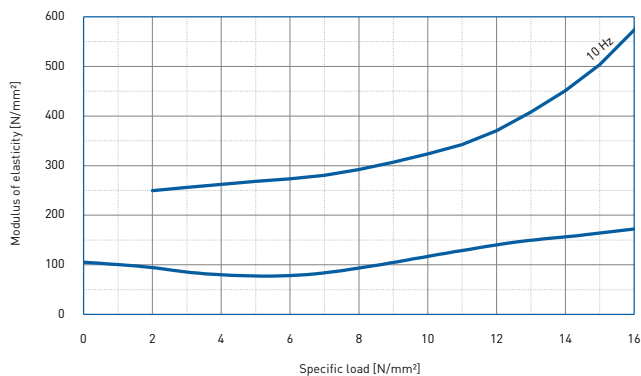
Load deflection curve



Recording of the 3rd loading; testing between steel plates at room temperature measured with a deflection rate of 1% of the thickness per second.

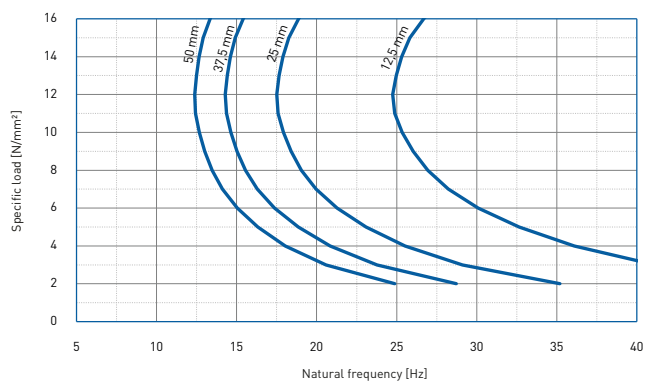
Form factor $q = 2$

Modulus of elasticity



- Dynamic test: sinusoidal excitation with an oscillating range of ± 0.11 mm at 10 Hz and ± 0.04 mm at 30 Hz.
- Quasistatic modulus of elasticity: tangent modulus taken from the load deflection curve.
- Test according to DIN 53513. Form factor $q = 2$

Natural frequency based on the Modulus of elasticity @ 10Hz



Natural frequency of a single-degree-of-freedom system consisting of a fixed mass and an elastic bearing consisting of VIKADYN VD 12000 on a stiff subgrade.

Form factor $q = 3$